



Roca

Serena

Serena

Serena masterfully blends modern design with nature, combining the timeless beauty of Portland stone, limestone, and coral. Its unique texture and warm tones create a harmonious balance of elegance and authenticity.



Serena Veintcut Bone 48"x110" R

Glazed Porcelain

- 48"x110" R
- 48"x48" R
- 24"x48" R
- 12"x24" R



Serena Crosscut Bone 48"x48" R



Serena Veintcut Bone 48"x110" R



Serena Veintcut Moka 48"x110" R



Serena Veintcut Bone 48"x110" R

Serena

Glazed Porcelain



48"x110" R 48"x48" R 24"x48" R 12"x24" R
120x280 cm 120x120 cm 60x120 cm 30x60 cm



Crosscut Bone



48"x110" R
F5B6A7OB01



48"x48" R
F5B0B4OB01



24"x48" R
F5B0B54B01




12"x24" R
F5B0B57B01



Crosscut Moka



48"x110" R
F5B6A7OM01



48"x48" R
F5B0B4OM01



24"x48" R
F5B0B5M01




12"x24" R
F5B0B57M01



Veincut Bone



48"x110" R
F5B6D7OB01



48"x48" R
F5B0D4OB01



24"x48" R
F5B0D54B01




12"x24" R
F5B0D57B01



Veincut Moka



48"x110" R
F5B6D7OM01



48"x48" R
F5B0D4OM01



24"x48" R
F5B0D54M01



12"x24" R
F5B0D57M01



Other Faces



Crosscut Bone



Veintcut Bone

Other Faces



Crosscut Moka



Veintcut Moka

Serena

Glazed Porcelain

Technical Specifications

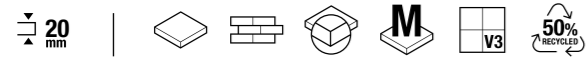
| CHARACTERISTICS | STANDARD | DECLARED ASTM |
|--|-----------------|-------------------------------|
| Water Absorption | ISO-10545/3 | <=0.5% |
| Break Strength | ISO-10545/4 | Min. 1500 N |
| Chemical Resistance | C650 | Class A (Resist) ¹ |
| Stain Resistance | ISO-10545/14 | 5 |
| Frost Resistance | C1026 | Resistant |
| Thermal Shock Resistance | ISO-10545/9 | Resistant |
| Crazing Resistance | ISO-10545/11 | Resistant |
| Group | See FAQ's | 4 |
| PEI- Glazed Tiles | C1027 | PEI (V) |
| Dynamic Coefficient of Friction (DCOF) | A326.3 | >=0.42 |
| Shade and Texture Rating | CTDA | V3 |
| Facial Dimensions | C499 | Pass |
| Range of Thickness | C499 | Pass |
| Warpage | C485 | Pass |
| Wedging | C502 | Pass |

Packaging Info

| Size | SF per carton | PC per carton |
|-------------|----------------------|----------------------|
| 48"x110" R | 36.17 | 1 |
| 48"x48" R | 15.50 | 1 |
| 24"x48" R | 15.50 | 2 |
| 12"x24" R | 11.63 | 6 |

Pavers Serena

Color Body Porcelain Stoneware



24"x36" R
60x90 cm




Serena Crosscut Bone



24"x36" R
F5B237UB01



Serena Crosscut Moka



24"x36" R
F5B237UM01



Pavers Serena Crosscut Bone 24"x36" R

Pavers Serena

Color Body Porcelain Stoneware

Technical Specifications

| CHARACTERISTICS | STANDARD | DECLARED ASTM |
|--|-----------------|-------------------------------|
| Water Absorption | C373 | ≤0.5 |
| Break Strength | C648 | Min. 2800 |
| Chemical Resistance | C650 | Class A (Resist) ¹ |
| Stain Resistant | C1378 | Class A |
| Frost Resistance | C1026 | Resistant |
| Group | See FAQ's | 4 |
| PEI Glazed Tiles | C1027 | 4 |
| Dynamic Coefficient of Friction (DCOF) | A137.1 | ≥0.42 |
| Shade and Texture Rating | CTDA "V" | V3 |
| Facial Dimensions | C499 | Pass |
| Range of Thickness | C499 | Pass |
| Warping | C485 | Pass |
| Wedging | C502 | Pass |

Packaging Info

| Size | SF per carton | PC per carton | BX per pallet |
|-------------|----------------------|----------------------|----------------------|
| 24"x36" R | 7.80 | 1 | 40 |